

## Huntington Beach Fire Department

### Fire Lane Signage and Markings on Private, Residential, Commercial and Industrial Properties

#### REQUIREMENTS

Huntington Beach Municipal Code 10.40.115, Fire Lanes, and California Vehicle Code Section 22500.1 prohibit the parking of vehicles in designated fire lanes, access ways and roadways. In an effort to eliminate the possibility of life and property loss through blocked or restricted emergency access routes, Huntington Beach has adopted regulations and developed standards for fire lanes, access ways and roadways.

#### 1. APPROVED MARKING OPTIONS

- 1.1 In this City Specification, all cases where the color red is required on either a sign or a curb, the paint color shall be 'safety' or 'fire hydrant' red.
- 1.2 The Huntington Beach Fire Department (HBFD) provides three approved marking options to identify fire lane access ways. Markings may utilize one or more of the options, as needed.
  - 1.2.1 OPTION 1 (see attached Option 1)  
Marking fire lanes by utilizing sign posting only
  - 1.2.2 OPTION 2 (see attached Option 2)  
Marking fire lanes by painting curbs red and posting of an entrance sign
  - 1.2.3 OPTION 3 (see attached Option 3)
    - 1.2.3.1 Marking fire lanes by painting **rolled curbs** red and posting of an entrance sign
    - 1.2.3.2 Marking fire lanes that **do not have curbs** with red stripes and posting of an entrance sign.
- 1.3 Sign examples are shown on Exhibit 1. Locate a vendor to construct the signs per the criteria listed. For all three examples shown on Exhibit 1, the following will apply:
  - 1.3.1 For new or remodel construction, the fire lanes shall be identified in a layer on the 'as built' auto-CAD, for upload into the City's GIS.
  - 1.3.2 Fire lane markings and signs shall be maintained and repainted/re-signed when degraded due to fading, chipping, weathering, or other damage. Maintenance expenses will be the responsibility of the property owner(s).

**Fire Lane Signage and Markings**

- 1.3.3 Only lanes that are fire lanes shall be marked with the words "Fire Lane" or with a sign indicating "Fire Lane."
- 1.4 Regardless of the fire lane marking option selected, **ALL** property entrances must post fire lane enforcement signs.
- 1.5 After completion of fire lane installation, the property representative shall contact the HBFD at (714) 536-5411 for an inspection. Upon passing inspection, the property management can report any parking violations to HBPD's non-emergency dispatch line 714-960-8825.
- 1.6 Any modification to approved fire lane markings, or deviations from this standard, shall mean that fire lane parking enforcement cannot be implemented. Property owners shall be responsible for maintaining fire lane markings. Violators shall be issued code compliance orders, including fines and penalties as allowed by municipal code.

APPROVED: \_\_\_\_\_

  
Scott M. Haberle, Fire Chief

DATE: \_\_\_\_\_

9.6.22

**Fire Lane Signage and Markings**

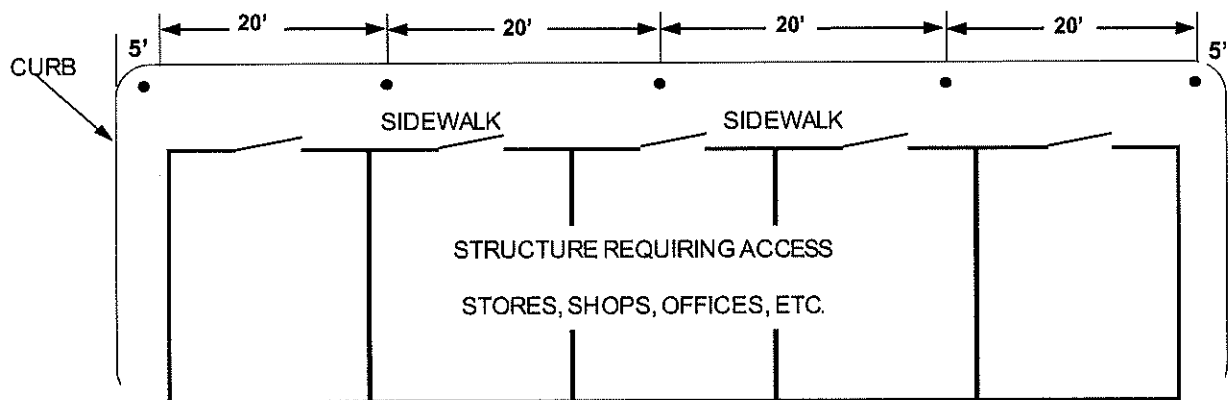
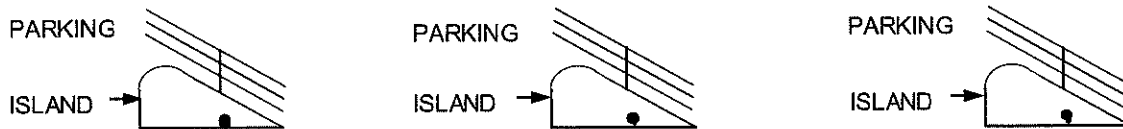
**OPTION 1**

**MARKING FIRE LANES WITH SIGN POSTING ONLY**

**FIRE LANE SIGN LOCATION**

- Interior signs (*refer to fire lane sign example #1*)
  - Required within 5 feet of each corner
  - Spaced a maximum of 20 feet apart in all areas
  - Where parking is not allowed on either side of the lane or road, the 20 feet spacing of signs shall be on **both** sides.
  - Where islands are utilized, one (1) sign is required for each island adjacent to a fire lane or access road.
- Appropriate entrance sign shall be required at **ALL** entrances (*refer to fire lane sign examples #2 and #3*).
- All signs are to be maintained by the property owner.
- *Red curbs are NOT required for Option 1.*

**● = Sign Location Examples**



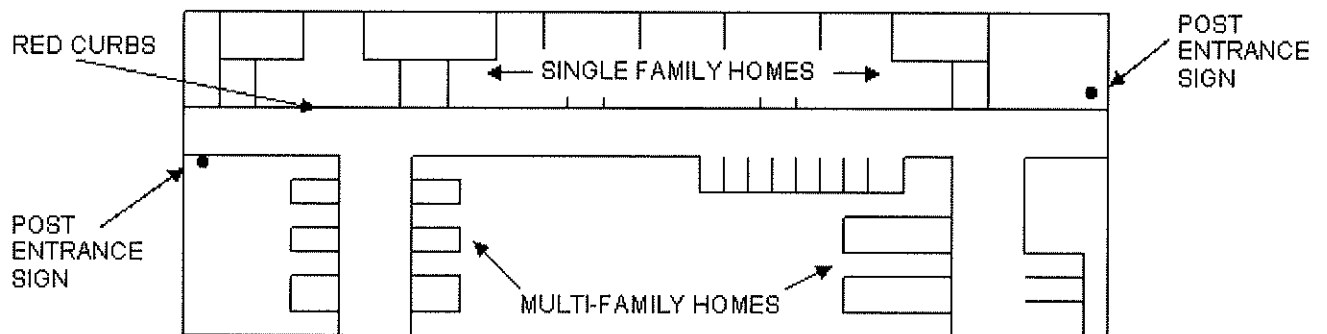
**Fire Lane Signage and Markings**

**OPTION 2**

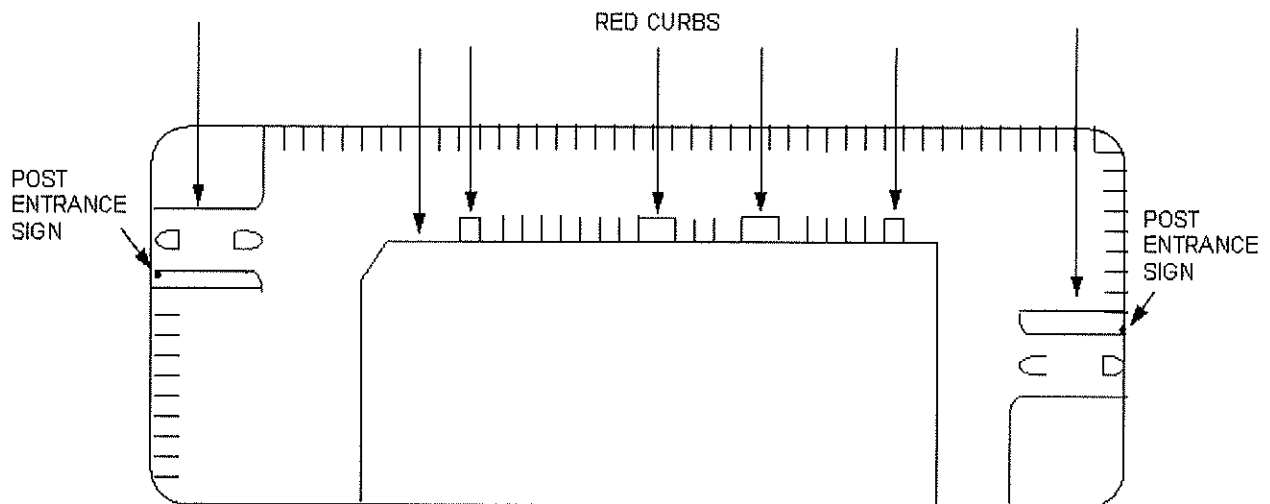
**MARKING FIRE LANES WITH RED CURBS AND AN ENTRANCE SIGN**

- Curbs marking fire lanes are to be painted Safety Red on **TOP and FACE**.
- Safety Red paint must be continuous across driveways and in front of garages facing fire lane.
- **FIRE LANE** shall be stenciled on the **TOP and FACE** of each curb with 4 inch white letters and spaced 50 feet on center.
- If a section of the curb is less than 25 feet, only one (1) stenciling of **FIRE LANE** is necessary on the **TOP and FACE** of the curb.
- Appropriate entrance signs shall be required at **ALL** Entrances (*refer to fire lane sign examples #2 and #3*).

**EXAMPLE OF RESIDENTIAL**



**EXAMPLE OF COMMERCIAL / INDUSTRIAL**



**OPTION 3**

**MARKING FIRE LANES BY PAINTING ROLLED CURBS RED**

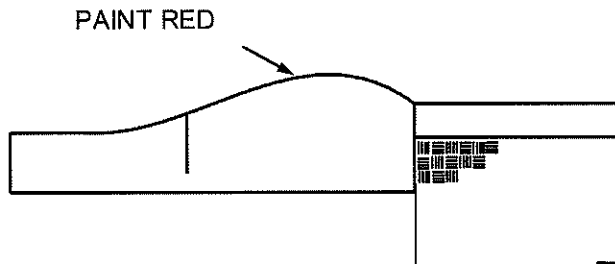
# Fire Lane Signage and Markings

## AND POSTING OF AN ENTRANCE SIGN

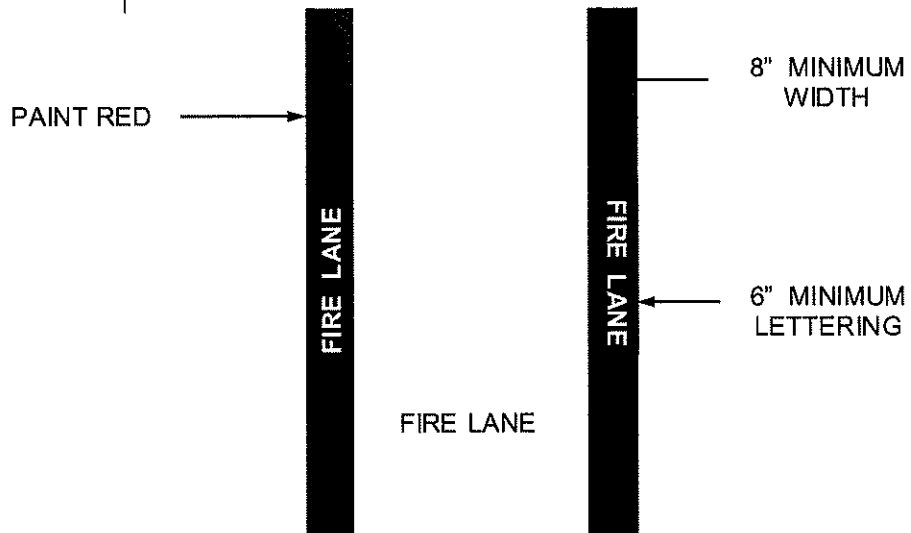
### MARKING FIRE LANES THAT DO NOT HAVE CURBS WITH RED STRIPES AND POSTING OF AN ENTRANCE SIGN

- Safety Red paint must be applied on the edge of the roadway or atop the rolled portion of a curb.
- Safety Red paint must be continuous across driveways and in front of garages facing fire lane.
- Safety Red paint shall be 8 inches in width with **FIRE LANE** stenciled in 6 inch white letters.
- **FIRE LANE** stencil shall be spaced 50 feet on center.
- If a section of curb is less than 25 feet, only one stenciling of **FIRE LANE** is necessary on the red paint.
- Appropriate entrance sign shall be required at **ALL** entrances (*refer to fire lane sign examples #2 and #3*).

#### ROLLED CURB



#### FIRE LANES WITH NO CURBS



**Fire Lane Signage and Markings**

**EXHIBIT 1  
EXAMPLES OF FIRE LANE MARKINGS**

**FIRE LANE SIGN (#1)**

**Interior Signs**

12" X 18"


Red Lettering on White Background

Exception: FIRE LANE

White Lettering on Red Background

Not Reflectorized

.063 Gauge



**ENTRANCE SIGN (#2)**

**Used When Marked Stalls Are Provided**

18" x 24"

Red Lettering on White Background

Exception: PARK IN MARKED STALLS ONLY

White Lettering on Red Background

Not Reflectorized

.080 Gauge

**ENTRANCE SIGN (#3)**

**Used When No Marked Stalls Are Provided**

18" x 24"

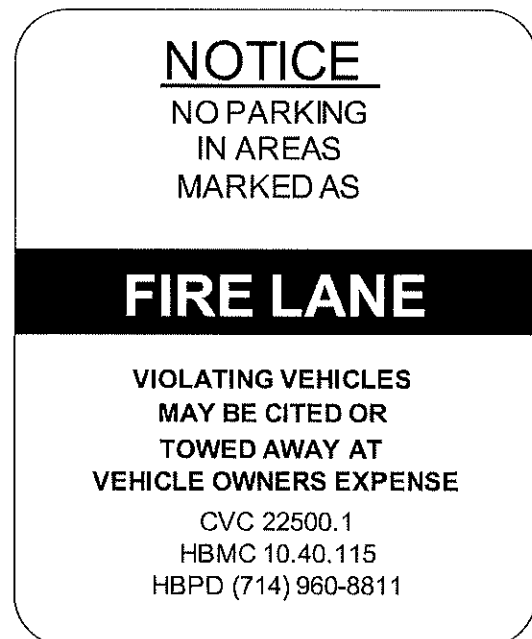
Red Lettering on White Background

Exception: FIRE LANE

White Lettering on Red Background

Not Reflectorized

.080 Gauge



**Fire Lane Signage and Markings****EXHIBIT 2  
SIGN AND POST INSTALLATION**

**INTERIOR SIGNS:** Dimension "A" shall be 7 feet in sidewalk or pedestrian areas, 5 feet in all other areas.

**ENTRANCE SIGNS:** Dimension "A" shall be 7 feet in sidewalk or pedestrian areas, 3 feet in all other areas.

**CURB TO POST:** Dimension "B" shall be 18 inches with standard curb, 24 inches with rolled curb to the center of post.

**POST EMBEDDED DEPTH:** Dimension "C" shall be 24 inches minimum embedment.

**NOTE:** Signs may be mounted on existing posts or buildings if the post or building is no more than 24 inches from the curb or the edge of road surface. Signs on walls or buildings may be mounted outside the 5-foot or 7-foot height due to existing utility boxes, doors, windows, or other building features as long as they are visible from the access roadway. They must be mounted as close as possible to the 5-foot or 7-foot height requirement.

